



SPECIFICATIONS - 1205SR CHARGER

Totally Automatic Switch-Mode Battery Chargers

"Suitable for Gel, Sealed & Wet Lead Acid Batteries"

Summary: **12 Volts, 3.0Amp Constant Current**
(equivalent to 6A tapered charger in charging time)

- **Universal Input 90VAC to 264VAC** - Suitable anywhere in the world.
- Automatic Cut-off and then true Float. Can be left connected indefinitely without harming the battery.
- **De-sulfation of battery**
- **UL, CSA, CE Listed.**
- Meets FCC Class B; EN55022 Class B.
- Can also be used for On-board (internal) applications.
- Many advance features described in this spec.
- Increases battery life by de-sulfating the battery.
- **Very small size and very lightweight**

Explanation of the Features:

The advance technology of the OEM Battery Chargers supplied by Soneil is fundamentally different from other battery chargers. The conventional linear battery charger is an electrical device whereas the 1205SR is a light weight sophisticated electronic device.

1. Switch-Mode Technology:

Most of the battery chargers use linear technology, which convert the 115/230 VAC to 12 VDC at 60 or 50 Hz. This requires a large transformer, which has the disadvantage of lower efficiency resulting in higher heat generation, larger size and weight.

Soneil's Battery Charger transforms the 115/230 VAC into 12 VDC at 100,000 Hz (1667 times faster than conventional charger) which requires a much smaller transformer and this results in a unit of smaller size, low weight and improved efficiency.

The 1205SRD uses sophisticated electronic circuitry with microchips. All present day computers use switch-mode technology.

2. **International Safety Approvals & Listing:**

Both North American (UL & cUL), European (CE) approvals and listings in a single charger.

3. **Input Requirements:** Universal Input

a) 90VAC to 264VAC

b) 47 - 63 Hz

Very wide AC input tolerance. **Suitable for every part of the world** .

4. **Output:**

3.0 Amps Constant Current @ 12 Volts DC
(Equivalent to 6 Amps tapered charger in charging time)

a) Line Regulation @ Full Load 2%

b) Load Regulation @ 3%

c) **Ripple Voltage:** Very low

The peak to peak ripple voltage into a resistive load is less than 200mV for the output voltage above 12 VDC.

5. **Charging Cycle:**

The charging curve is attached. The explanation of the charging cycle is as following.

Stages	Condition	Mode*	Current	Voltage	LED Indication
Stage 1	Charging Pulse mode	Pulse mode	3.0A Pulsing	0.5V to 5.0V	Flash
Stage 2	Constant Current mode	CC mode	Constant 3.0A	5.0V to 14.4V**	Orange
Stage 3	Constant Voltage mode	CV mode	Reduces from 3.0A***	Holds at 14.4V	Green
Stage 4	Standby Voltage mode	Standby CV mode	Reduces to zero	Maintain 13.8V**	Green
	Recharging mode	CC mode	3.0A	12.5V	Orange

* CC mode = Constant current charge

** It is possible to adjust these voltages (factory set-up)

*** See stage description below

Stage 1: Deep Discharge Charging Pulse Mode: LED Flash

The charger starts charging at 0.5V and give pulse current up to 5V. This has effect of removing loose sulphation formed during deep Discharge State of the battery.

Stage 2: Constant Current Mode (CC): LED Orange

The charger changes to constant current 3.0A. When the battery voltage reaches up to 14.4V, the charger changes from CC (Constant Current) to CV (Constant Voltage) mode.

Stage 3: Constant Voltage Mode (CV): LED Orange

The charger holds the battery at 14.4V and the current slowly reduces. When the current reaches at 0.10CC (CC = Constant Current), this point called the Switching Point. The Switching Point is one of the great feature of this battery charger that it can adjust the current automatically according to battery capacity. Other chargers are not capable to adjust the current automatically.

Stage 4: Standby Voltage Mode: LED Green

The charger maintains the battery voltage at 13.8V and current slowly reduces to zero. Charger can be left connected indefinitely without harming the battery.

Recharging: LED Orange

If the battery voltage drops down to 12.5V, the charger changes from any mode to Constant Current mode and restart charging. The charging cycle will go through Stage 2 to Stage 4.

Soneil charger can charge gel, sealed or wet lead acid batteries without use

of any switch.

6. **Two colours & function in one LED:**

LED is used to show the charging status. When the LED is Orange, the charger is in charging or recharging mode and the current is 3.0A constant. When the LED Green, the charger is in Standby mode and no current (zero) is flowing.

7. **Protection:**

- a) **Reverse polarity protection** - provided
- b) **Short circuit protection** - provided
- c) **Over-Voltage Protection** - provided
- d) **Over current protection** - provided
- e) **AC Surge Protection** - provided
- f) **Soft start and stop:** Starts and stops gradually.

No sudden in-rush of current. This protects both the batteries and any other circuits connected to the charger.

8. **De-sulfation of battery:** The charger will remove loose sulfation and increase the battery life. (Hard sulfation cannot be reversed).

9. **No current drain:**

No (zero) current is taken from the battery when connected to battery but AC not plugged in. (Many other chargers in the market draw 30-40 mAmp, which drains the battery.)

10. **Reliability:**

a) **Mean Time between failures (MTBF):**

50,000 power-on-hours (POH) or greater. This translates into 17 years of everyday operation of 8 hours.

b) **Burn-in:** All chargers are burned in at an average DC load of 3.0 Amps.

11. **Electromagnetic Interference (EMI):**

The charger will not generate excessive radiated or conducted emissions. No interference with TV, radio, computer or other equipment.

Meets FCC Class B; EN555022 Class B; IEC-801-3 (3V/M from 27MHZ to 1GHZ).

12. **Ground leakage current:**

The ground leakage current is 87 microAmp, which complies with the requirements.

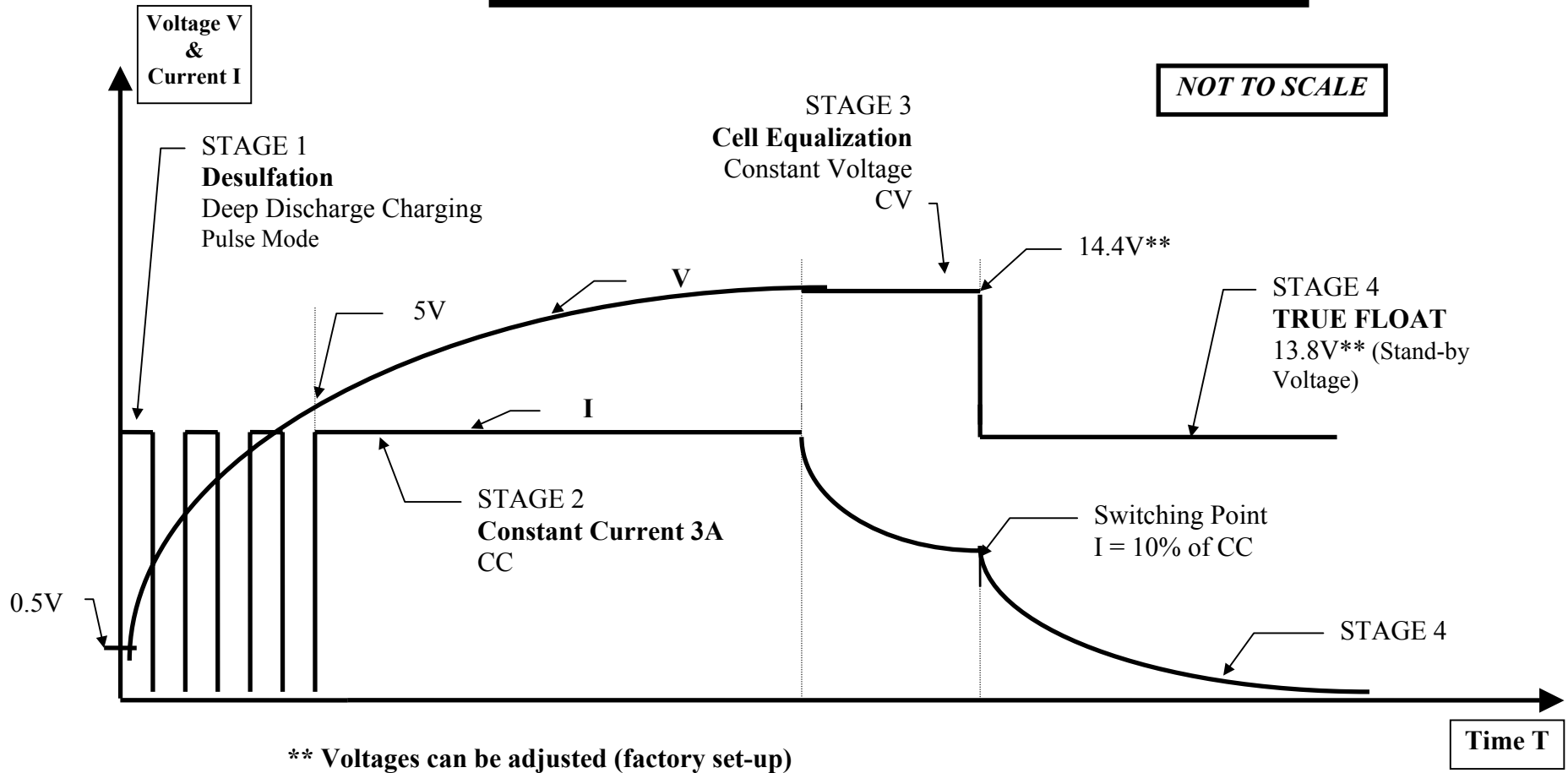
13. **Size:** **Very Small** Length - 4.7" (119 mm)
Width - 2.9" (73 mm)
Height - 1.6" (41 mm)

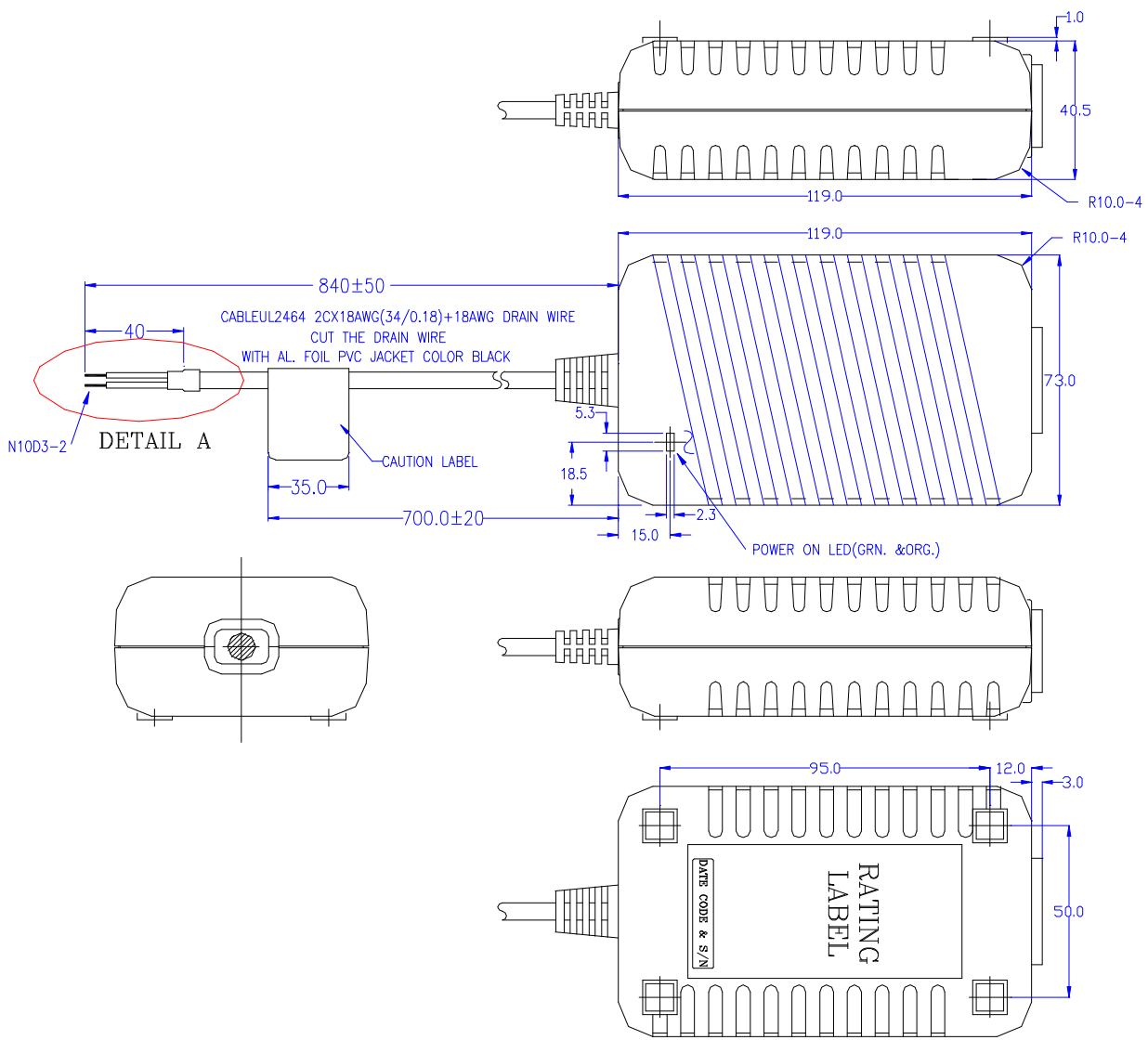
Very Light Weight 0.5 lbs (220 grams)

Ref: SPEC1205SR(REV 03).17-Jun-04


CHARGING CURVE MODEL 1205SR

SONEIL 12V/6A CHARGER
(3A CONSTANT CURRENT)





DETAIL A DC OUTPUT CONNECTOR

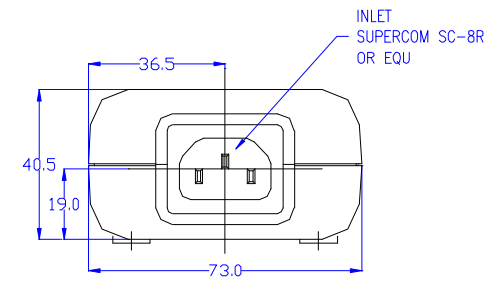


WIRE DIAGRAM

COLOR SIGNAL

RED — GND

WHITE — +12VDC



FILE: 1205SR\OUTLINE

ISSUE

SONEIL - MISSISSAUGA CANADA					
UNIT mm	SCALE 1:1	SHEET 1	OF 1	R	D
TOLERANCE: UNLESS OTHERWISE SPECIFIED: .XX ±0.15 .XX ±0.3					
DRAWN	DESIGNED	CHECKED	APPV'D	DATE	
				MAY.10.2002	

506-1205-E01

TITLE 1205SR
ADAPTER